

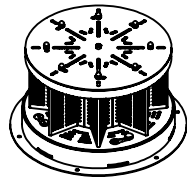
## **SUCTION FILTER (A.PO-F.SU)**

Operating instructions

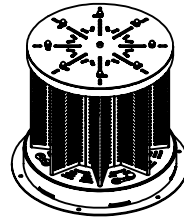
### **Contents**

1. All models
2. Technical details
3. Equipment diagram
4. Install steps
5. Maintenance / Cleaning
6. Part number


1- All models of A.PO-F.SU



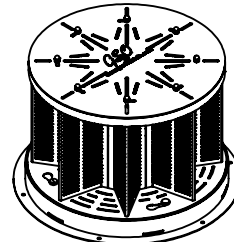
SB3.Q60




SB3.Q90




SB4.Q80




SB4.Q110




SB5.Q110



SB5.Q160

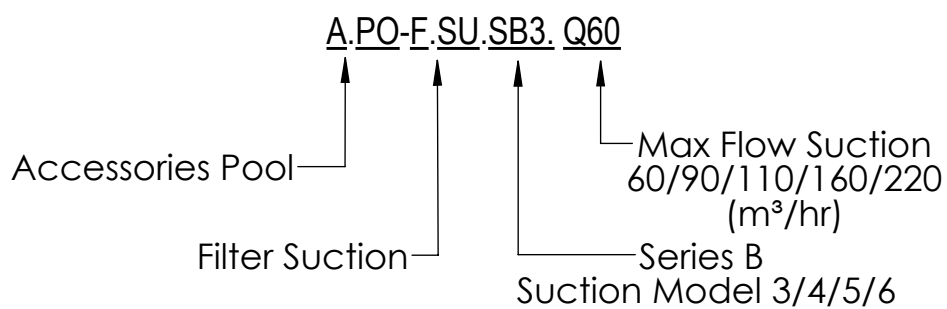


SB6.Q160

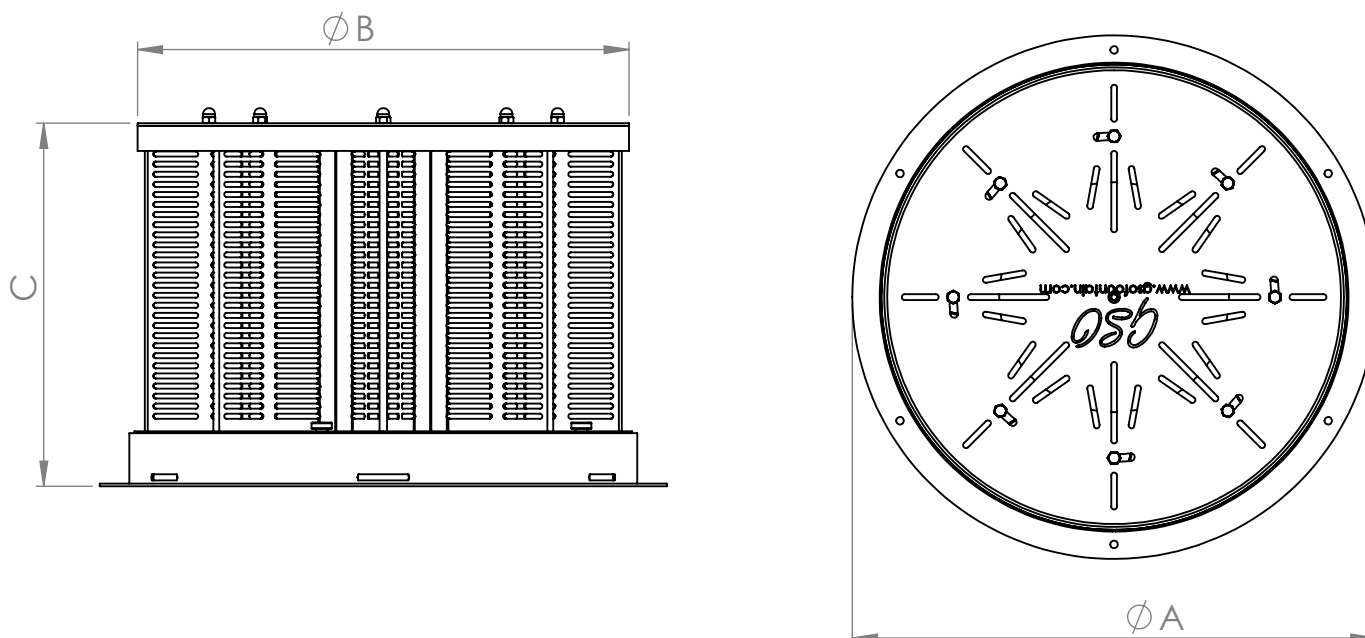


SB6.Q220

1-2 Identification Codes



## 2- Technical details



TECHNICAL DETAILS: SUCTION FILTER ( A.PO-F.SU )								
TYPE	SB3		SB4		SB5		SB6	
	Q60	Q90	Q80	Q110	Q110	Q160	Q160	Q220
Suitable connections	DN 80/100		DN 80/100/125		DN 100/125/150		DN 100~200	
Dimensions (mm)	A	350		450		550		650
	B	290		390		490		590
	C	200	300	200	300	200	300	200
Filter Surface m <sup>2</sup>	0.30	0.45	0.40	0.55	0.55	0.80	0.80	1,10
Max Flow Suction (m <sup>3</sup> /hr)	60	90	80	110	110	160	160	220
Particle Strainer (mm)	4 - 5		4 - 5		4 - 5		4 - 5	
Material	Stainless steel.304/316							
Weight (kg)	6.5	7.0	10.2	11.0	14.0	15.0	18.5	20.0
Order code	SB3-Q60	SB3-Q90	SB4-Q80	SB4-Q110	SB5-Q110	SB5-Q160	SB6-Q160	SB6-Q220



GSO FOUNTAIN COMPANY  
[www.gsofountain.com](http://www.gsofountain.com)